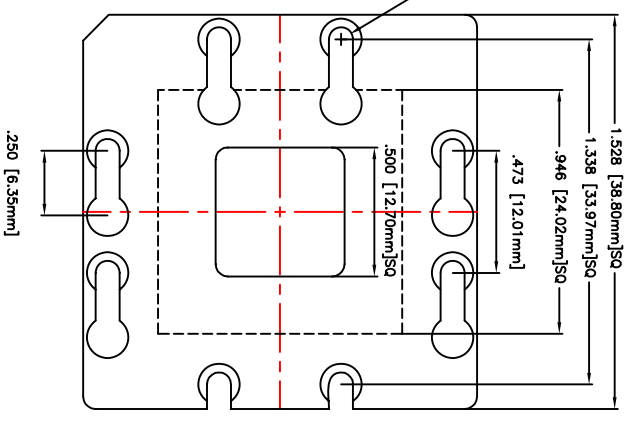
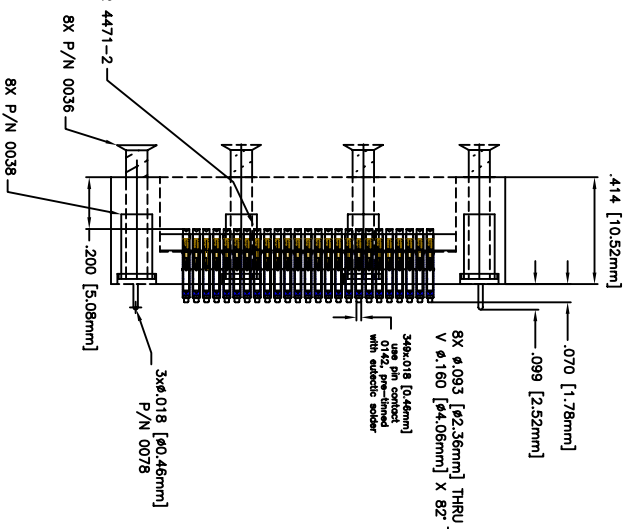
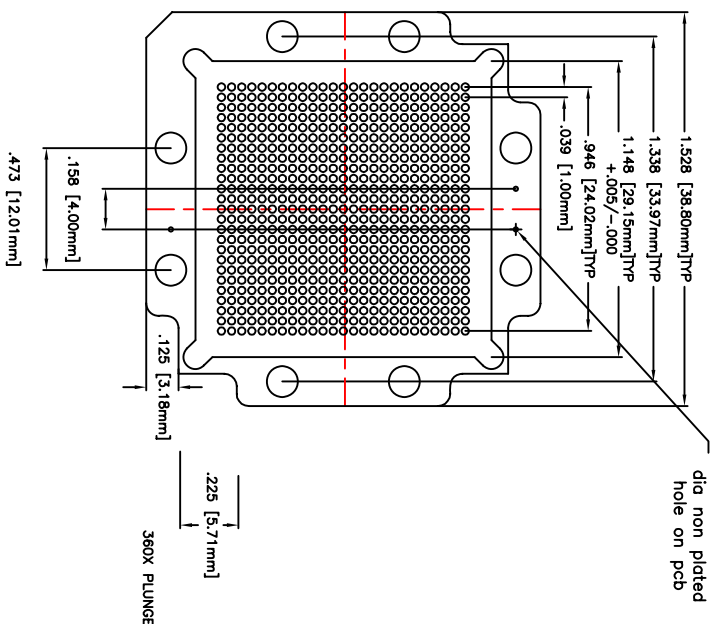


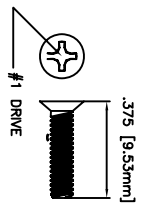
**PIN SPECIFICATIONS:**  
 MATERIAL: BRASS ALLOY 360 1/2 HARD PER QQ-B-626  
 FINISH: GOLD OVER 100U NICKEL MIL-G-45204  
 TOL: 10U  
 CURRENT: 1 AMP

**MATERIAL SPECIFICATIONS:**  
 STANDARD MATERIAL: IPC-4101/24,  
 GLASS EPOXY FR-4, MIL-S-13949/04-GF/GFGLL  
 94V-0, CONTINUOUS USE TEMP 150C,  
 HEAT DEFLECTION TEMP(254 PSI)75C

B.O.M. PART NUMBER	QTY	DESCRIPTION
1) 01-28-100SCL	1	BASE PLATE
2) 01-28-100	1	COVER
3) 04-28-100	1	SCREWS
4) 0038	8	NUTS
5) 0142	8	CONTACT
6) 0144	825	SPRING
7) 0189	625	ALIGNMENT PIN
8) 0078	3	ALIGNMENT PIN



REVISIONS		DESCRIPTION	DATE	APPROVED
---	REV A	NEW RELEASE	04/19/06	



THIS DRAWING CONTAINS PROPRIETARY INFORMATION AND IS PROPERTY OF ADAPTERS-PLUS, INC. IT MAY NOT BE REPRODUCED, TRANSMITTED OR OTHERWISE DISCLOSED TO ANY OTHER PARTY WITHOUT THE WRITTEN CONSENT FROM ADAPTERS-PLUS, INC.

ADAPTERS-PLUS  
 WWW.ADAPTER-PLUS.COM, PH 209-839-0200

25X25 GRID AT 1.00mm PITCH WITH 625 LEADS  
 FOR 29.00mm SQUARE MCGA PACKAGE

DRAWN BY: ANDREW MONTOYA	SIZE: F50M NO.	DWG NO. CL625SA2509F	REV A
CHECKED: MIKE OIDEM	SCALE: 2:1	DATE: 04/18/06	SHEET